

Patient Instruction/ Wearer's Guide

**eyedia® fresh daily disposable (HIOXIFILCON A) DAILY DISPOSABLES
SOFT CONTACT LENS (CLEAR AND VISIBILITY TINT)**

eyedia® **fresh** daily
disposable

***CAUTION: FEDERAL LAW RESTRICTS THIS DEVICE TO SALE BY OR ON
THE ORDER OF A LICENSED PRACTITIONER.***

clear**lab**®

clearlab® is trademark of Clearlab SG Pte. Ltd. and eyedia® is trademark of Clearlab US, Inc.

Table of Contents

Title

Wearing and Appointment Schedule

Introduction

Wearing Restrictions and Indications

Contraindications (Reasons Not To Use)

Warnings

Precautions

Adverse Reactions (Problems and What To Do)

Personal Cleanliness for Lens Handling

 Prepare the Lens for Wearing

 Handling the Lenses

 Placing the Lens on the Eye

 Centering the Lens

 Removing the Lens

Caring for your Lenses

 Basic Instructions

 Emergencies

Instructions for Monovision Wearer

Wearing Schedule

Symbols Key

CONGRATULATIONS:

You have just received your new **eyedia® fresh daily disposable (Hioxifilcon A) Soft Contact Lens**. This booklet has been prepared to help you care for it. Please read it carefully and follow the instructions so that you receive full satisfaction from your lens.

PRACTITIONER : _____
ADDRESS : _____
TELEPHONE : _____
Lubricant/Rewetting Drops : _____
Rewetting Solution : _____

WEARING AND APPOINTMENT SCHEDULE

Prescribed Wearing Schedule

Day	Wearing Time (Hours)	Day	Wearing Time (Hours)
1	_____	8	_____
2	_____	9	_____
3	_____	10	_____
4	_____	11	_____
5	_____	12	_____
6	_____	13	_____
7	_____	14	_____

IMPORTANT:

In the event that you experience any difficulty wearing your lens or you do not understand the instructions given to you, **DO NOT WAIT** for your next appointment. **TELEPHONE YOUR EYECARE PRACTITIONER IMMEDIATELY.**

APPOINTMENT SCHEDULE

Your appointments are on:

Minimum number of hours lenses to be worn at time of appointment:

Month: _____ **Year:** _____
Time: _____ **Day:** _____

Month: _____ **Year:** _____
Time: _____ **Day:** _____

INTRODUCTION:

With your decision to wear soft (hydrophilic) contact lens, you have joined a growing number of people who are discovering new pleasures from this important advance in vision correction.

Your **eyedia® fresh daily disposable (Hioxifilcon A) Soft Contact Lens** is made of a stable, inert, highly purified, hydrophilic (water absorbing) polymer with properties different from conventional rigid lens. Fully molded to optical precision in the dry state, your lens holds these qualities in the soft, moist state in which they are suited for your use. Kept moist by the tears in your eyes, the lens is soft and comfort can be immediate. You are cautioned, however, to follow the initial wearing time schedule prescribed by your practitioner and not to overwear the lens simply because they remain comfortable. Your eyecare practitioner will determine your appropriate wearing schedule.

Although soft and pliable, your lens is strong and durable. **eyedia® fresh daily disposable (Hioxifilcon A) Soft Contact Lens** is designed as a Daily Disposable and should be worn one day only. As with all precision devices, proper use will assure you the benefits of convenience, comfort, and confidence in your lens.

Read this Wearer's Guide carefully. It contains the information you need to know to wear, handle, and care for your **eyedia® fresh daily disposable (Hioxifilcon A) Soft Contact Lens**. If you are in doubt about any instructions, request clarification from your eyecare practitioner.

WEARING RESTRICTIONS AND INDICATIONS:

The **eyedia® fresh daily disposable (Hioxifilcon A) Soft Contact Lens** is indicated for daily wear single use only for the optical correction of refractive ametropia (myopia and hyperopia) in not-aphakic or aphakic persons with non-diseased eyes who may have 1.00D or less of astigmatism.

The lens is intended to be worn once and then discarded at the end of each wearing period on a daily basis. The patient should be instructed to start the next wearing period with a new lens.

The **eyedia® fresh daily disposable (Hioxifilcon A) Soft Contact Lens** described in this booklet should be designed as a Daily Disposable.

The lens is designed for daily wear (less than 24 hours while awake). The maximum wearing time should be determined by the eyecare professional based upon the patient's physiological eye condition because individual responses to contact lenses vary. Patients tend to overwear the lenses initially. The eyecare professional should stress the importance of adhering to the initial maximum wearing schedule. Studies have not been conducted to show that **eyedia® fresh daily disposable (Hioxifilcon A) Soft Contact Lens** are safe to

wear during sleep; therefore patients should be advised to remove their lenses while sleeping. Normal daily wear of lenses assumes a minimum of 6 hours non-lens wear per 24 hour period. Optimum individual wearing schedule will vary.

DO NOT WEAR YOUR eyedia® fresh daily disposable (Hioxifilcon A) Soft Contact Lens WHILE SLEEPING.

CONTRAINDICATIONS (REASONS NOT TO USE):

DO NOT USE the eyedia® fresh daily disposable (Hioxifilcon A) Soft Contact Lens when any of the following conditions are present:

- Acute and subacute inflammation or infection of the anterior chamber of the eye.
- Any eye disease, injury, or abnormality that affects the cornea, conjunctiva, or eyelids.
- Severe insufficiency of lacrimal secretion (dry eyes).
- Corneal hypoesthesia (reduced corneal sensitivity), if not-aphakic.
- Any systemic disease that may affect the eye or be exaggerated by wearing contact lens.
- Allergic reactions of ocular surfaces or adnexa that may' be induced or exaggerated by wearing contact lens or use of contact lens solutions.
- Any active corneal infection (bacterial, fungi, or viral)
- If eyes become red or irritated.
- Patients unable to follow lens wear schedule or unable to obtain assistance to do so.
- Advise patient not to wear **eyedia® fresh daily disposable (Hioxifilcon A) Soft Contact Lens** while sleeping.

WARNINGS:

- **PROBLEMS WITH CONTACT LENS AND LENS CARE PRODUCTS COULD RESULT IN SERIOUS INJURY TO THE EYE.** It is essential that you follow your eyecare practitioner's direction and all labeling instructions for proper use of lens and lens care products, including the lens case. **EYE PROBLEMS, INCLUDING CORNEAL ULCERS, CAN DEVELOP RAPIDLY AND LEAD TO LOSS OF VISION.**
- Daily wear lens are not indicated for overnight wear, and you are instructed not to wear the **eyedia® fresh daily disposable (Hioxifilcon A) Soft Contact Lens** while sleeping. Clinical studies have shown that the risk of serious adverse reactions is increased when these lens are worn overnight.
- Studies have shown that contact lens wearers who are smokers have a higher incidence of adverse reactions than nonsmokers do.

- IF YOU EXPERIENCE EYE DISCOMFORT, EXCESSIVE TEARING, VISION CHANGES, OR REDNESS OF THE EYE, IMMEDIATELY REMOVE YOUR LENS AND PROMPTLY CONTACT YOUR EYECARE PRACTITIONER.

PRECAUTIONS:

- Always discard your disposable lens after the recommended wearing schedule prescribed by your eyecare practitioner.
- Before leaving the eyecare practitioner's office, you should be able to promptly remove the lens or you should have someone else available who can remove the lens for you.
- Remove your lens immediately if your eyes become red or irritated.
- The lens is intended to be worn once and then discarded at the end of each wearing period.
- You should be instructed to start the next wearing period with a new lens.
- Emergency lens cleaning and disinfections is not recommended.
- You should be reminded to have replacement lenses or back-up spectacles available at all times.
- You should be instructed to always have a spare pair of lenses at all times.
- Always wash and rinse your hands before handling your lens.
- Do not get cosmetics, lotions, soaps, creams, deodorants, or sprays in your eyes or on the lens.
- It is best to put on your lens before putting on makeup. Water-base cosmetics are less likely to damage lens than oil-base.
- Do not touch your contact lens with your fingers or hands if the hands are not free of foreign materials, as microscopic scratches of the lens may occur, causing distorted vision and/or injury to your eye.
- Carefully follow the handling, insertion, removal, storing and wearing instructions for the **eyedia® fresh daily disposable (Hioxifilcon A) Soft Contact Lens** and those prescribed by your eyecare practitioner.
- Never wear your lens beyond the period recommended by your eyecare practitioner.
- If aerosol products such as hair spray are used while wearing lens, exercise caution and keep your eyes closed until the spray has settled.
- Always handle lens carefully and avoid dropping them.
- Avoid all harmful or irritating vapors and fumes while wearing lens.
- Ask your eyecare practitioner about wearing lens during sporting activities.
- Inform your doctor (health care practitioner) about being a contact lens wearer.
- Never use tweezers or other tools to remove your lens from the lens container unless specifically indicated for that use. Pour the lens into the hand.
- Do not touch the lens with fingernails.
- Always contact your eyecare practitioner before using any medicine or medications in your eyes.

- Always inform your employer of being a contact lens wearer. Some jobs may require use of eye protection equipment or may require that you not wear contact lens.
- As with any contact lens, follow-up visits are necessary to assure the continuing health of your eyes. You should be instructed as to a recommended follow-up schedule.

ADVERSE REACTIONS (PROBLEMS AND WHAT TO DO):

Be aware that the following problems may occur when wearing contact lenses:

- Your eyes may sting, burn, itch (irritation), or other eye pain.
- There may be less comfort than when lens was first placed on your eye.
- There may be a feeling of something in your eye (foreign body, scratched area).
- There may be excessive watering (tearing of your eye), unusual eye secretions or redness of the eye.
- Reduced sharpness of vision (poor visual acuity), blurred vision, rainbows, or halos around objects, sensitivity to light (photophobia), or dry eyes may also occur if your lenses are worn continuously or for too long a time.

If you notice any of the above, IMMEDIATELY REMOVE YOUR LENS.

If discomfort or problems stops, you should look closely at the lens.

If the lens is in way damaged, you **SHOULD NOT PUT THE LENS BACK ON YOUR EYE**. You should discard the lens and replace with a fresh lens. Place your lens in the storage case and contact your eyecare practitioner.

If your lens has dirt, an eyelash, or other foreign body on it, or the problem stops and the lens appears undamaged, you should discard the lens and replace it with a new one. **After reinsertion, if the problem continues, you should IMMEDIATELY REMOVE THE LENS AND CONSULT YOUR EYECARE PRACTITIONER.**

When any of the above problems occur, a serious condition such as infection, corneal ulcer, neovascularization, or iritis may be present. **KEEP THE LENS OFF THE EYE AND SEEK IMMEDIATE PROFESSIONAL IDENTIFICATION** of the problem and prompt treatment to avoid serious eye damage.

PERSONAL CLEANLINESS FOR LENS HANDLING:

1. Preparing the Lens for Wearing:

It is essential that you learn and use good hygienic methods in the care and handling of your new lenses. *Cleanliness is the first and most important aspect of contact*

lens care. In particular, your hands should be clean and free of any foreign substances when you handle your lenses. The procedures are:

- Before handling your lens, always wash and rinse your hands thoroughly and dry them with a lint-free towel.
- Do not use soaps, lotions, cold creams, or perfumes which leave a residue on your hands, since these substances may come into contact with the lenses and interfere with successful wearing.
- Avoid using medications, creams, deodorants, make-up, after shave lotions, or similar items prior to touching your lens.
- When hair spray is used, the eye must be kept closed until the spray has settled.
- Take care in handling your lens. Always avoid touching your lens with your fingernails or other sharp objects. It is helpful to keep your fingernails short and smooth.
- **NEVER WORK DIRECTLY OVER A SINK WITH THE DRAIN OPEN, AS THE LENS MAY BE LOST.**

Start off correctly by getting into the habit of always using proper hygienic procedures so that they become automatic.

2. Handling the Lenses:

- To avoid the possibility of lens mix-ups, always start with the same lens first.
- Remove the lens from its storage case and examine it to be sure that it is moist, clean, clear and free of any nicks or tears.

3. Placing the Lens on the Eye:

- Place the lens on the tip of the index finger of your dominant hand.
- While positioned on your index finger, check to ensure the lens has not turned inside out. To check this, look at the profile of the lens against a light background. If the edge profile appears convex and bowl-shaped, then it is correct. If the lens is inverted, it will flare out at the edge. If the lens is inverted, simply reverse it by using light fingertip pressure. Be sure to avoid damaging the lens with your fingernails.
- Look straight ahead and raise the upper lid with your other index finger.
- Then look down, keep both eyes open and place the lens on the upper white part of the eye.
- Slowly release upper lid, and gently close your eye.
- The lens should center automatically, or it can be moved on center by gentle fingertip pressure through the lids.
- Repeat the above procedure for the second lens.
- If the lens does not move freely on your eye, contact your eyecare practitioner for further instructions.

There is no single "right way" of putting on lens. If you find this method of lens placement difficult, your eyecare practitioner will suggest another method or provide additional information.

NOTE: If after replacement of the lens, your vision is blurred, check for the following:

- The lens is not centered on the eye (see "Centering the lens" next in this booklet).
- If the lens is centered, remove the lens (see "Removing the lens" section) and check the following:
 - a. Cosmetic or oils on the lens. Discard lens and place a new lens on the eye again.
 - b. The lens is on the wrong eye.
 - c. The lens inside-out (it would also not be as comfortable as normal)

If you find that your vision is still blurred after checking the above possibilities, remove both lenses and consult your eyecare practitioner.

4. Centering the Lens:

Vary rarely a lens that is on the cornea will be displaced onto the white part of the eye during lens wear. This can also occur during placement and removal of the lenses if the correct techniques are not performed properly. To center a lens follow the procedure outlined below.

Using your index finger, gently apply pressure to the lens and slide it back into the cornea. If the lens gets under the upper lid, gently massage the upper lid while looking down and move the lens toward the cornea.

5. Removing the Lens:

Always remove the same lens first.

Preparation:

- a) Wash and rinse your hands thoroughly.
- b) Dry hands with a lint-free towel.
- c) Check that the lens is centered on the cornea before attempting to remove the lens. Check your vision by covering one eye. If vision is blurry, the lens is off-center. Re-center the lens before attempting to remove it.

Removal:

- a) To avoid the possibility of lens mix-ups, always begin with the same lens.
- b) Look up and keep both eyes open.
- c) Using the middle finger of your dominant hand, gently pull down the lower lid of the first eye. Using the tip of your index finger of the same hand, touch the lens and slide it onto the white of the eye.

- d) Gently "pinch" the lens between the index finger and the thumb and remove.
- e) Repeat the procedure for the second eye.
- f) If the lens still cannot be moved, contact your eyecare practitioner for further instruction.
- g) Upon removal, discard the lens.
- h) Follow the required lens care procedures described under the heading, **CARING FOR YOUR LENSES.**

IMPORTANT: Always avoid touching your lens with your fingernails. Use only your fingertips.

NOTE: If you find this method is difficult, your eyecare practitioner will suggest another method or provide additional instruction.

CARING FOR YOUR LENS:

1. Basic Instructions:

The **eyedia® fresh daily disposable (Hioxifilcon A) Soft Contact Lens** described in this booklet are designed as a Daily Disposable.

The lens is intended to be worn once and then discarded at the end of each wearing period. You are instructed to start the next wearing period with a new lens. You are also instructed to always have a spare pair of lenses with you at all times.

The lens is designed for daily wear (less than 24 hours while awake). The maximum wearing time should be determined by the eyecare professional based upon the patient's physiological eye condition because individual responses to contact lenses vary. Patients tend to overwear the lenses initially. The eyecare professional should stress the importance of adhering to the initial maximum wearing schedule. Studies have not been conducted to show that **eyedia® fresh daily disposable (Hioxifilcon A) Soft Contact Lens** are safe to wear during sleep; therefore patients should be advised to remove their lenses while sleeping. Normal daily wear of lenses assumes a minimum of 6 hours non-lens wear per 24 hour period. Optimum individual wearing schedule will vary.

You should adhere to a recommended daily disposable care regimen. Failure to follow the regimen may result in development of serious ocular complications as discussed in the warning section above.

If you require only vision correction, but will not or cannot adhere to a recommended care regimen for your lens, or unable to place and remove your lens or have someone available to place and remove them, you should not attempt to get and wear contact lens.

When you first get your lens, be sure you have to put the lens on and remove them while you are in your eyecare practitioner's office.

Your eyecare practitioner should instruct you about appropriate and adequate procedures and products for your use, and provide you with a copy of the Wearer's Guide for the **eyedia® fresh daily disposable (Hioxifilcon A) Soft Contact Lens**.

For safe contact lens wear, you should know and always practice your lens care routine:

- Always wash, rinse, and dry hands before handling contact lens.
- Do not use saliva for lubricating or rewetting lens. Do not put lens in the mouth.

2. EMERGENCIES:

If any chemicals of any kind (household products, gardening solutions, laboratory chemicals, etc.) are splashed into the eyes, you should:

FLUSH EYES IMMEDIATELY WITH TAP WATER AND IMMEDIATELY CONTACT YOUR EYECARE PRACTITIONER OR VISIT A HOSPITAL EMERGENCY ROOM WITHOUT DELAY.

WHEN TO CALL YOUR PRACTITIONER?

Certain symptoms may be early indicators of potentially serious problems. A careful examination of your lens, and professional examination of your eyes, may be required. Remove the lens following the instructions outlined in this guide, and call your eyecare practitioner if:

- 1) Your eye becomes red and feels irritated or "gritty".
- 2) You notice a change in your vision or see rainbows or halos around objects.
- 3) You experience discomfort and/ or sensitivity to lights.

A good general policy is:

"IF IN DOUBT ... TAKE THE LENS OUT" and contact your eyecare practitioner.

Learn and Use Proper lens Care Habits:

- 1) Follow Instructions.
- 2) Handle Lens Properly.
- 3) Learn How to Put On and Take Off Your Lens.
- 4) Always use a fresh lens at the start of the wearing period.

INSTRUCTIONS FOR MONOVISION WEARER

- You should be aware that as with any type of lens correction, there are advantages and compromises to monovision contact lens therapy. The benefit of clear near vision in straight ahead and upward gaze that available with monovision may be accompanied by a vision compromise that may reduce your visual acuity and depth perception for distance and near tasks. Some patients have experienced difficulty adapting to it. Symptoms, such as mild blurred vision, dizziness, headaches and a feeling of slight imbalance, may last for a brief minute or for several weeks as adaptation takes place. The longer these symptoms persist, the poorer your prognosis for successful adaptation. You should avoid visually demanding situations during the initial adaptation period. It is recommended that you first wear these contact lenses in familiar situations, which are not visually demanding. For example, it might be better to be a passenger rather than a driver of an automobile during the first few days of lens wear. It is recommended that you only drive with monovision correction if you pass you state drivers license requirements with monovision correction.
- Some monovision patients will never be fully comfortable functioning under low levels of illumination, such as driving at night. If this happens, you may want to discuss with your eyecare practitioner having additional contact lenses prescribed so that both eyes are corrected for distance when sharp distance binocular vision is required.
- If you require very sharp near vision during prolonged close work, you may want to have additional contact lenses prescribed so that both eyes are corrected for near when sharp near binocular vision is required.
- Some monovision patients require supplemental spectacles to wear over the monovision correction to provide the clearest vision for critical tasks. You should discuss this with your eyecare practitioner.
- It is important that you follow your eyecare practitioner's suggestions for adaptation to monovision contact lens therapy. You should discuss any concerns that you may have during and after the adaptation period.
- The decision to be fit with monovision correction is most appropriately left to the eyecare practitioner in conjunction with you, after carefully considering and discussing your needs.

WEARING SCHEDULE:

THE WEARING SCHEDULE SHOULD BE DETERMINED BY YOUR EYECARE PRACTITIONER.

The **eyedia® fresh daily disposable (Hioxifilcon A) Soft Contact Lens** are indicated for daily wear. The maximum suggested wearing time for these lenses are:

DAY	1	2	3	4	5	6
HOURS	6	8	10	12	14	All working hours





STUDIES HAVE NOT BEEN COMPLETED TO SHOW THAT THE “eyedia® fresh daily disposable (Hioxifilcon A) Soft Contact Lens” IS SAFE TO WEAR DURING SLEEP.

Clearlab US Inc.

4200 Jenkins Court, Suwanee,
GA 30024, United States of America
Tel: +1 770 2710211
Fax: +1 770 2710225
Email: USRA@clearlab.com
Website: www.clearlabus.com

SYMBOLS KEY

The following symbols may appear on the label or carton.

SYMBOL	DESCRIPTION
	Sterile Using Steam
LOT	Product Lot Number
EXP	Expiry Date
BC	Lens Base Curve
DIA	Lens Diameter
	Do not reuse
Rx Only	Caution: Federal law restricts this device to sale by or on the order of a licensed Eye Care Practitioner.
 SINGLE PATIENT USE	Caution: See Instruction Leaflet; this is a single patient use device.
	Packaging material is recyclable

**PATIENT INSTRUCTION/
WEARER'S GUIDE**

eyedia® **fresh** daily
disposable

clearlab®

Clearlab US Inc

Printed in Singapore

Revision Date: 6 October 2011

Doc Number: S-ASP-018-A

Version Number: V02

© 2011 CLEARLAB SG PTE. LTD. All Rights Reserved.